

The Global S.M.A.R.T. Programme: *Synthetics Monitoring: Analysis, Reporting and Trends*


The global synthetic drugs situation

**Annual conference of the German Federal Drug Commissioner,
11 October 2011**

**Beate Hammond, Global SMART Manager,
United Nations Office on Drugs and Crime**

UNODC Global SMART Programme

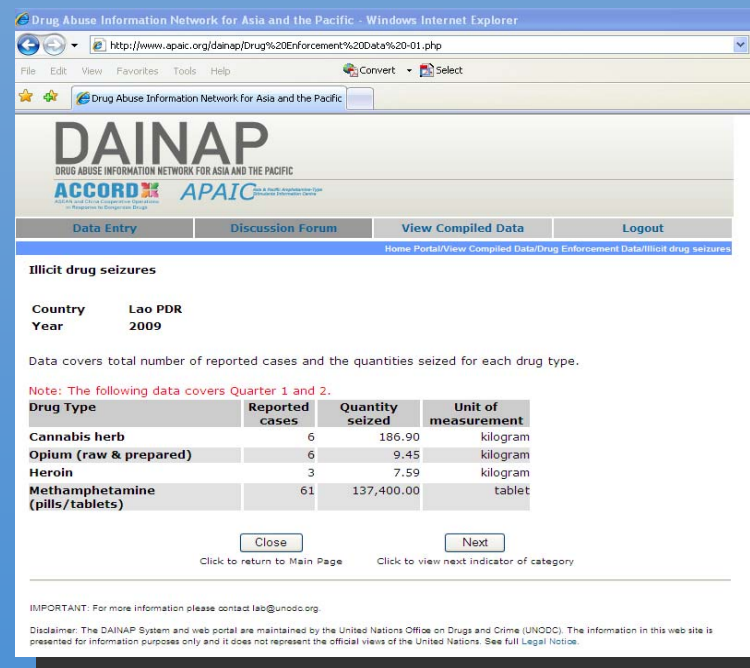
Synthetics Monitoring: Analyses, Reporting and Trends



Objective: assist Member States in selected key regions to generate, analyse and report data on **synthetic drugs**; and ultimately, to facilitate States making effective evidence-based decisions to counter the problem of synthetic drugs

Features of UNODC Global SMART:

- **Online data collection**
- **Situation reports**
- **Regional assessments**



Drug Abuse Information Network for Asia and the Pacific - Windows Internet Explorer
http://www.apaic.org/dainap/Drug%20Enforcement%20Data%20-01.php

DAINAP
DRUG ABUSE INFORMATION NETWORK FOR ASIA AND THE PACIFIC
ACCORD APAIC

Data Entry Discussion Forum View Compiled Data Logout

Home Portal/View Compiled Data/Drug Enforcement Data/Illicit drug seizures

Illicit drug seizures

Country Lao PDR
Year 2009

Data covers total number of reported cases and the quantities seized for each drug type.

Note: The following data covers Quarter 1 and 2.

Drug Type	Reported cases	Quantity seized	Unit of measurement
Cannabis herb	6	186.90	kilogram
Opium (raw & prepared)	6	9.45	kilogram
Heroin	3	7.59	kilogram
Methamphetamine (pills/tablets)	61	137,400.00	tablet

Close Next
Click to return to Main Page Click to view next indicator of category


IMPORTANT: For more information please contact lab@unodc.org.
Disclaimer: The DAINAP System and web portal are maintained by the United Nations Office on Drugs and Crime (UNODC). The information in this web site is presented for information purposes only and it does not represent the official views of the United Nations. See full Legal Notice.


Monitoring designer drugs



- The Global SMART Update is designed to provide regular brief reporting on emerging patterns and trends of the fast changing global synthetic drug situation
- Each issue of the Update contains special coverage and thematic segments

Supported by UNODC forensic science programme



 **UNODC**
United Nations Office on Drugs and Crime

**MULTILINGUAL DICTIONARY OF PRECURSORS AND CHEMICALS
FREQUENTLY USED IN THE ILICIT MANUFACTURE OF NARCOTIC
DRUGS AND PSYCHOTROPIC SUBSTANCES
UNDER INTERNATIONAL CONTROL**

**DICIONNAIRE MULTILINGUE DES PRÉCURSEURS ET
DES SUBSTANCES CHIMIQUES FRÉQUEMMENT UTILISÉS
DANS LA FABRICATION ILLICITE DE STUPÉFIANTS
ET DE SUBSTANCES PSYCHOTROPES
PLACÉS SOUS CONTRÔLE INTERNATIONAL**

**DICCIONARIO MULTILINGÜE DE PRECURSORES Y SUSTANCIAS
QUÍMICAS UTILIZADOS FRECUENTEMENTE EN LA FABRICACIÓN
ILÍCITA DE ESTUPEFACIENTES Y SUSTANCIAS SICOTRÓPICAS
SOMETIDOS A FISCALIZACIÓN INTERNACIONAL**

المعجم المتعدد اللغات للسلائف والمواد الكيميائية التي يكثر
استخدامها في الصنع غير المشروع للمخدرات والمؤثرات العقلية
الخاصة للمراقبة الدولية

《经常用于非法制造受国际管制麻醉药品和精神药物的
前体和化学品多种语文词典》

**Многоязычный словарь по прекурсорам и химикатам,
часто используемым при незаконном изготовлении
наркотических средств и психотропных веществ,
находящихся под международным контролем**



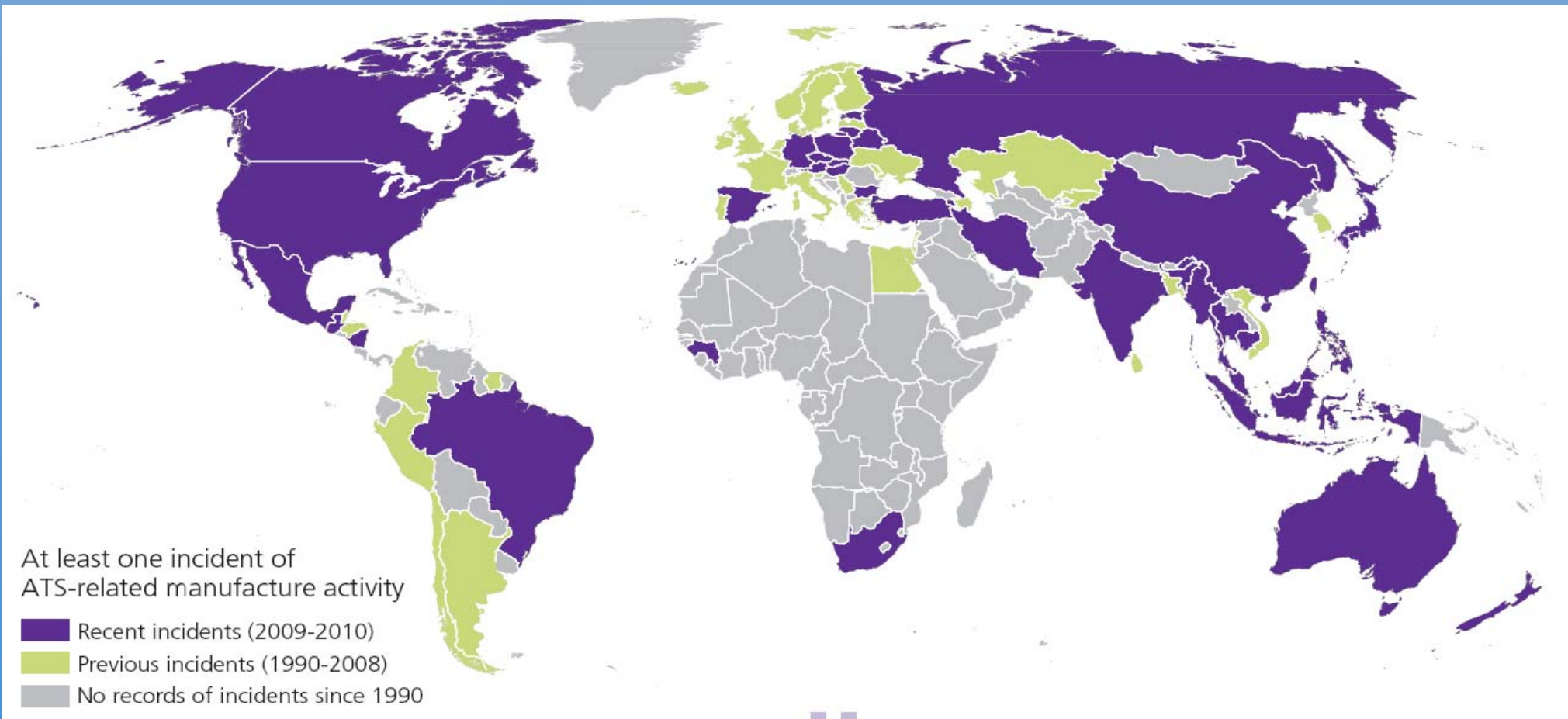
- Field detection kits
 - precursor chemicals
 - synthetic drugs



- Computer-based training material

- New multi-lingual precursor dictionary

More than half of UN Member States have reported ATS related manufacture since 1990

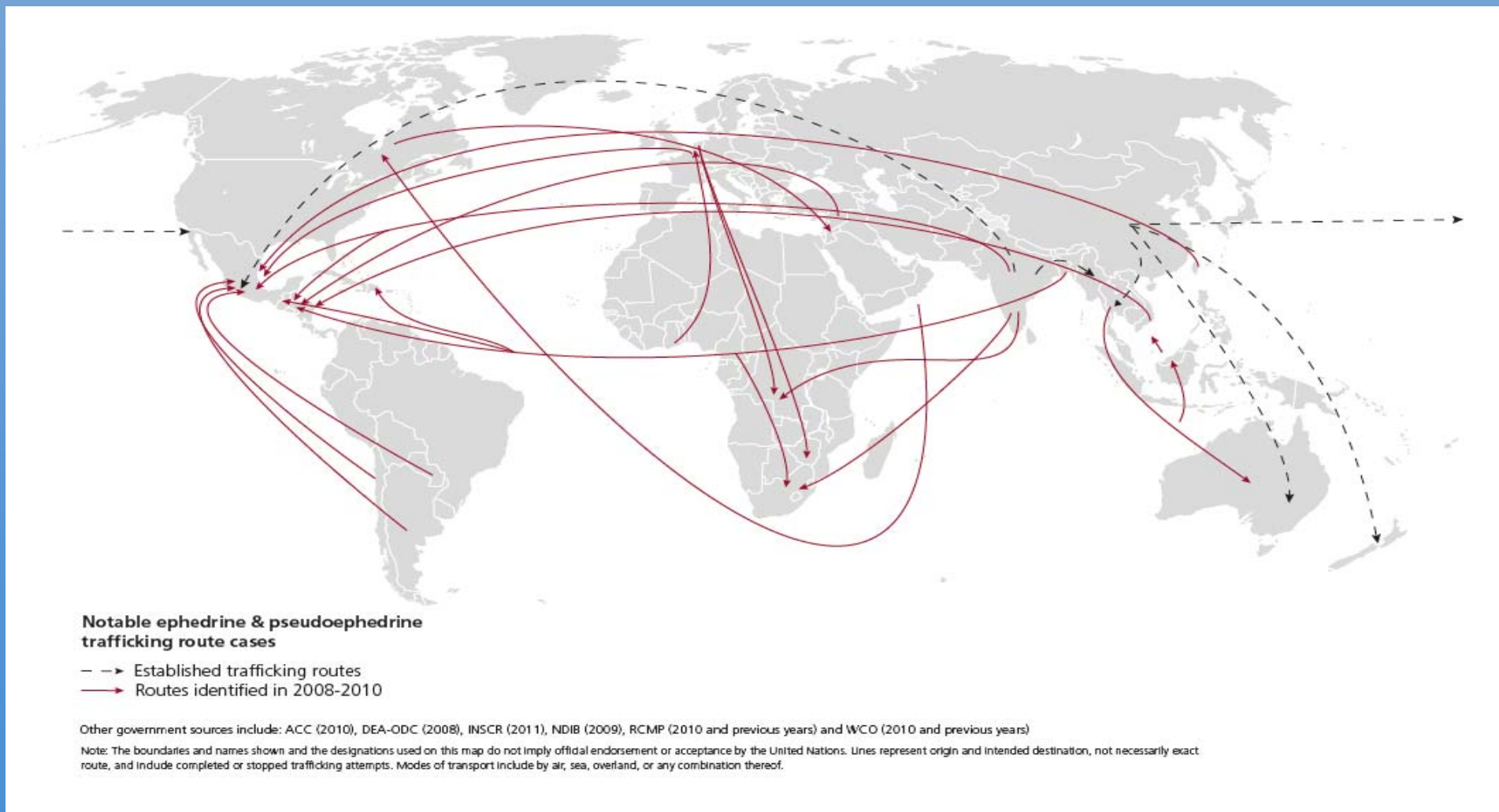


Estimates of ATS manufacture

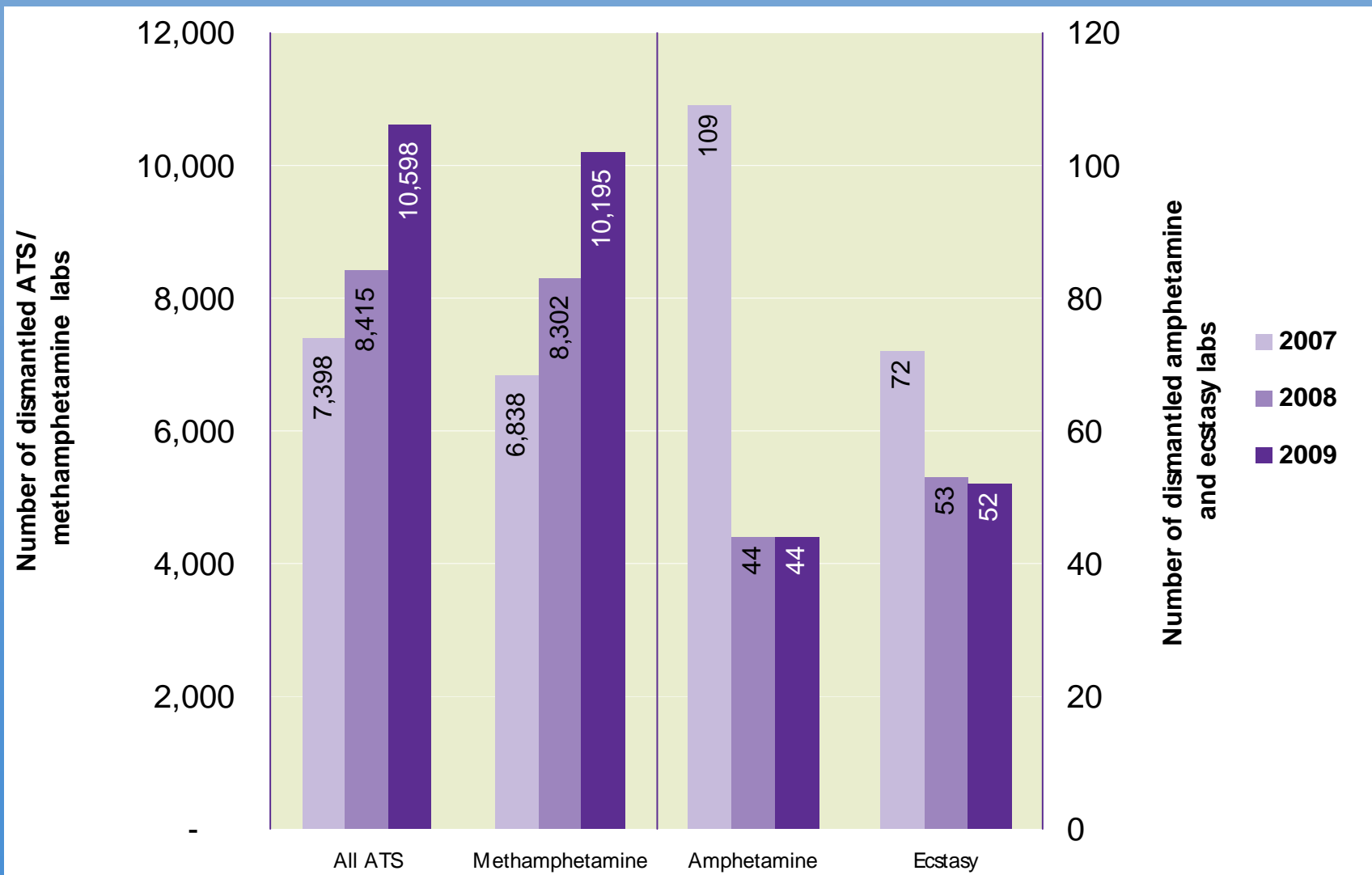
	Amphetamines-group (Retail Purity)		Amphetamines-group (Wholesale Purity)	
	Low Estimate	High Estimate	Low Estimate	High Estimate
Annual Consumers (estimated 2008)	13,710,000	52,900,000	13,710,000	52,900,000
Average Consumption (pure grams/ annually)	10.9	10.9	10.9	10.9
Metric Tons Estimated Consumed (pure)	149	577	149	577
Metric Tons Reported Seized	47.4	47.4	47.4	47.4
Metric Tons Manufactured (unadjusted for purity)	197	624	197	624
Purity (weighted)	24%	24%	36%	36%
Metric Tons Seized (adjusted to pure)	11.4	11.4	17.2	17.2
Metric Tons Manufactured (pure)	161	588	167	594

	Ecstasy-group (Retail Purity)		Ecstasy-group (Wholesale Purity)	
	Low Estimate	High Estimate	Low Estimate	High Estimate
Annual Consumers (estimated 2008)	10,450,000	25,820,000	10,450,000	25,820,000
Average Consumption (pure grams/ annually)	5.1	5.1	5.1	5.1
Metric Tons Estimated Consumed (pure)	53	132	53	132
Metric Tons Reported Seized	3.9	3.9	3.9	3.9
Metric Tons Manufactured (unadjusted for purity)	57	136	57	136
Purity (weighted)	36%	36%	45%	45%
Metric Tons Seized (adjusted to pure)	1.4	1.4	1.7	1.7
Metric Tons Manufactured (pure)	55	133	55	133

Routes of ephedrine/pseudoephedrine diversion cases, 2008/10

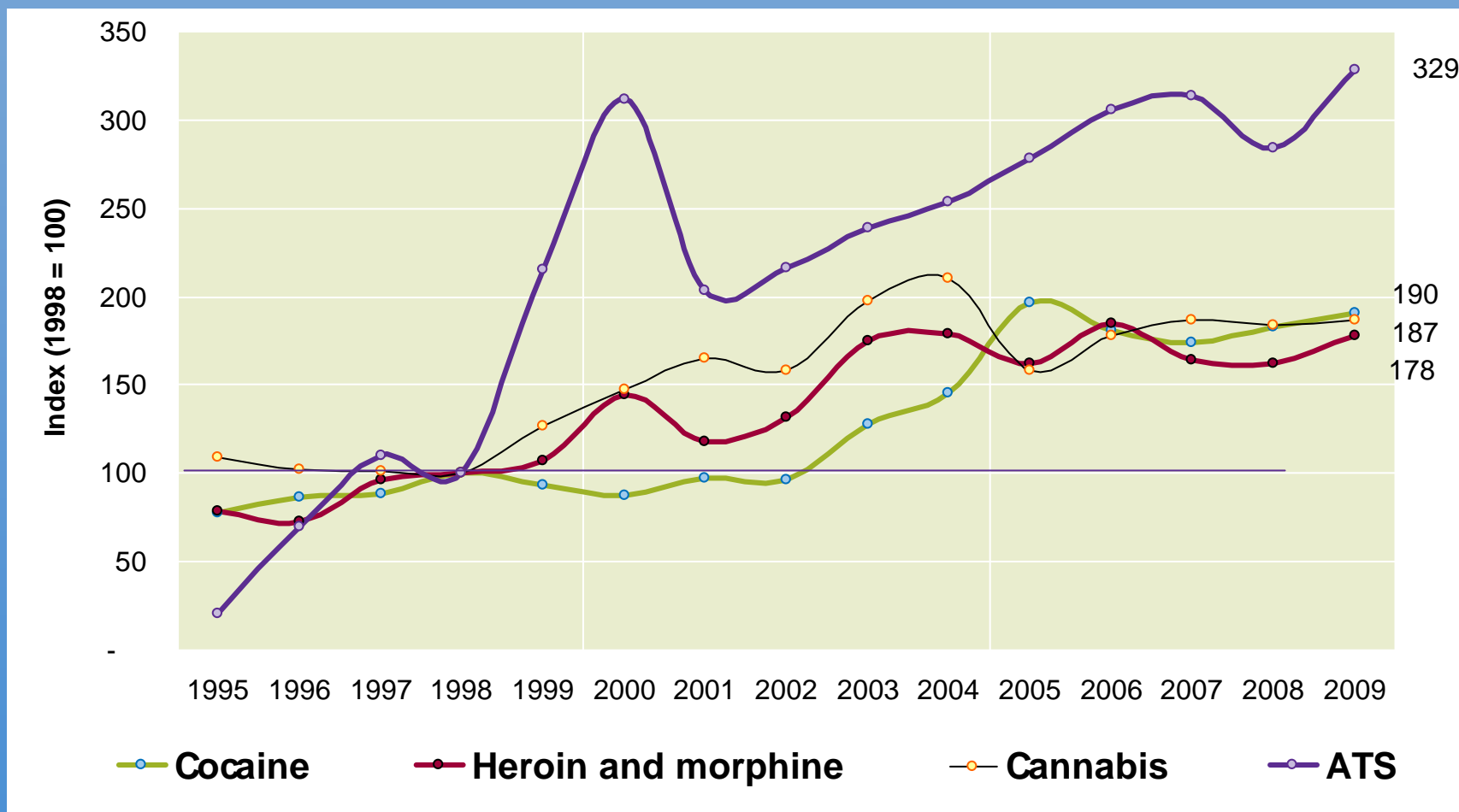


Number of dismantled ATS laboratories, 2007-2009

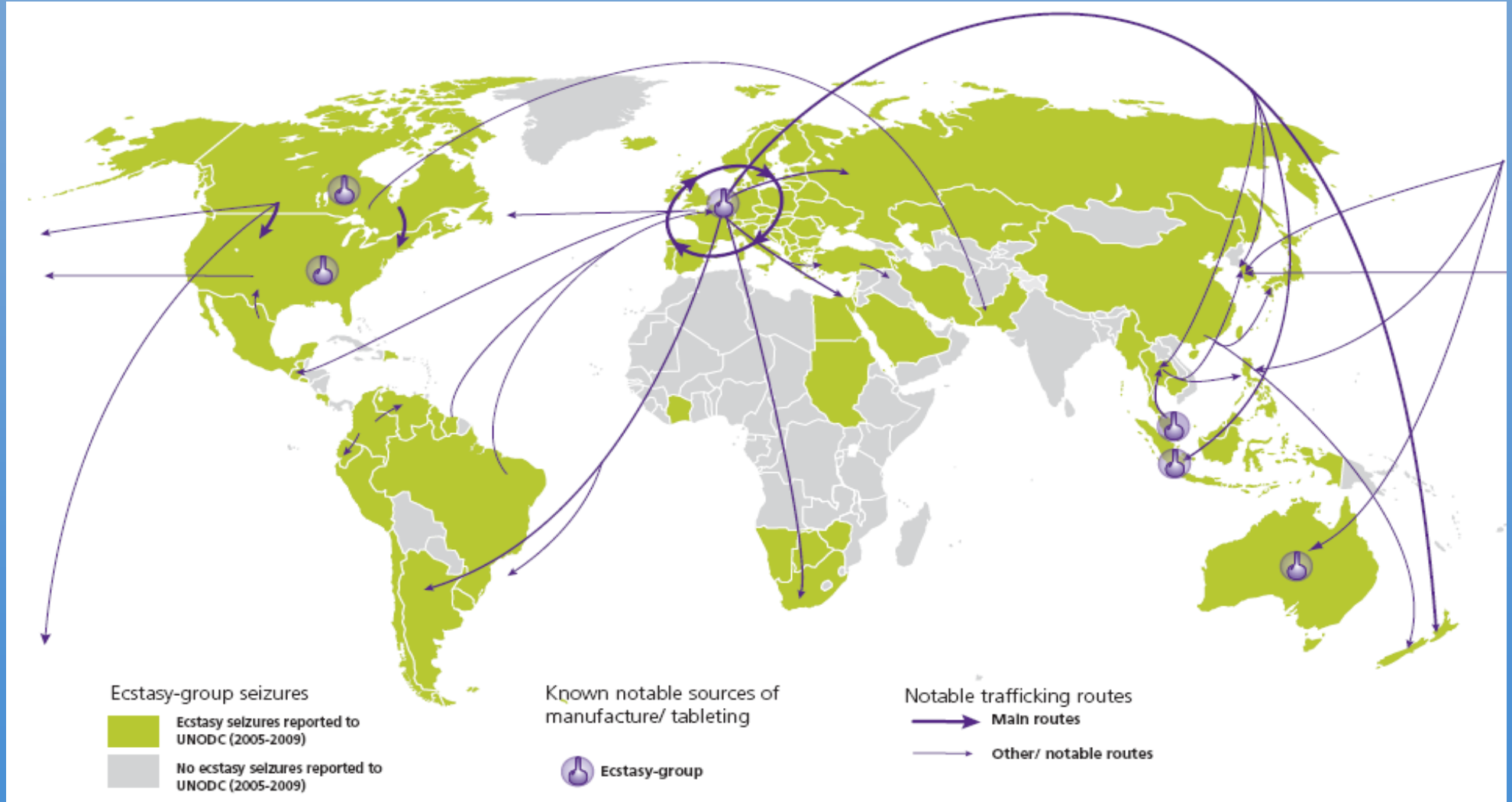


Source: UNODC, 2011 World Drug Report, June 2011.

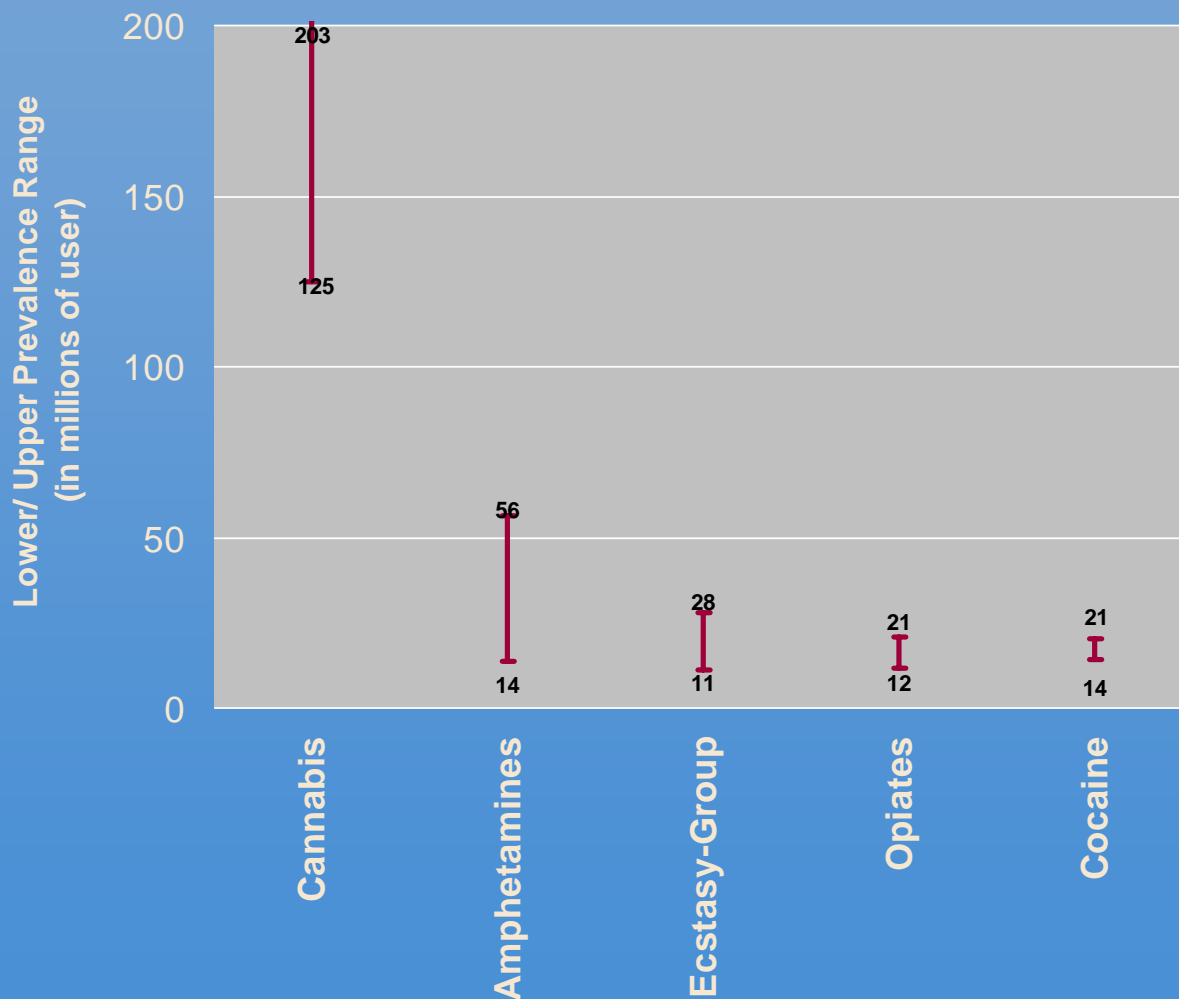
Trends in seizures of main drug categories (Index: 1998=100), 1995-2009



Locations of ecstasy manufacture and main trafficking routes, 2005-2009



Estimates of global illicit drug use (annual prevalence) among people aged 15-64 years, 2009/10



As a percentage of the
population aged 15-64:

Cannabis: 2.8 – 4.5%

Amphetamines: 0.3 – 1.3%

Ecstasy-group: 0.2 – 0.6%

Opiates: 0.3 – 0.5%

Cocaine: 0.3 – 0.5%

The challenge


- **Manufacture:** Reported in more than 60 countries.
- **Trafficking:**
 - Global ATS seizures have almost doubled over the past decade
 - 39 mt (1999), 70.5 mt (2009)
 - Precursors trafficked globally
- **Use:**
 - More users of ATS than cocaine and heroin

“Tip of the iceberg” = Significant information gaps exist

Amphetamines and Ecstasy

2011 Global ATS Assessment

HIGHLIGHTS

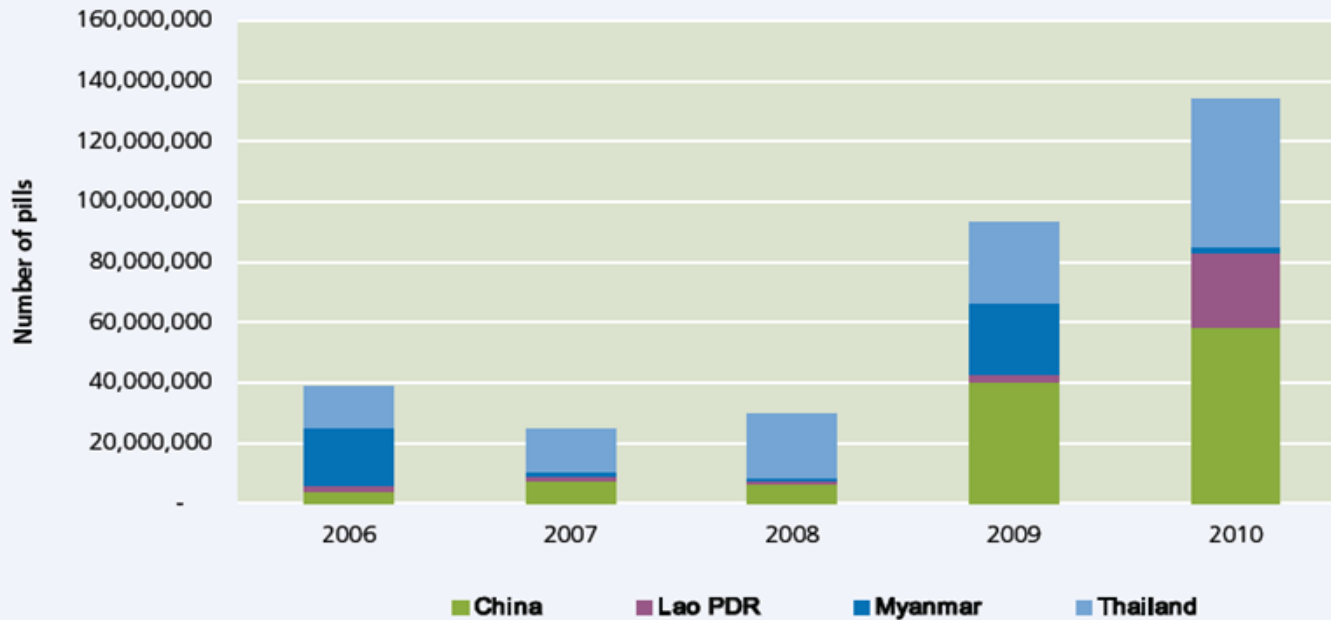


ASIA: NEW TRAFFICKING ROUTES



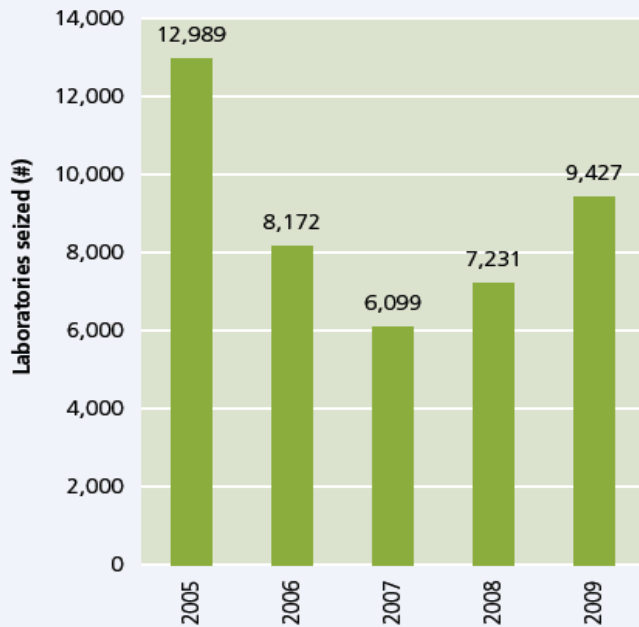
INCREASE IN METHAMPHETAMINE PILL SEIZURES

Combined methamphetamine pill seizures in China, Lao People's Democratic Republic, Myanmar and Thailand



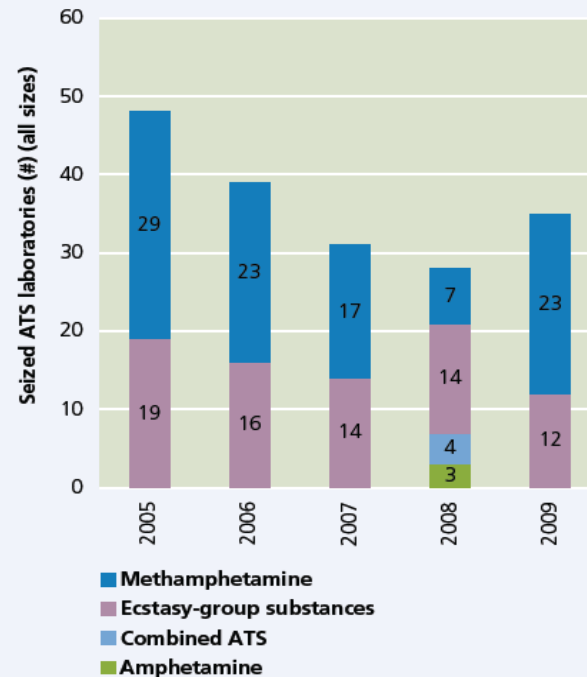
AMERICAS: RISING ATS MANUFACTURE

USA: methamphetamine laboratory incidents, 2005-2009



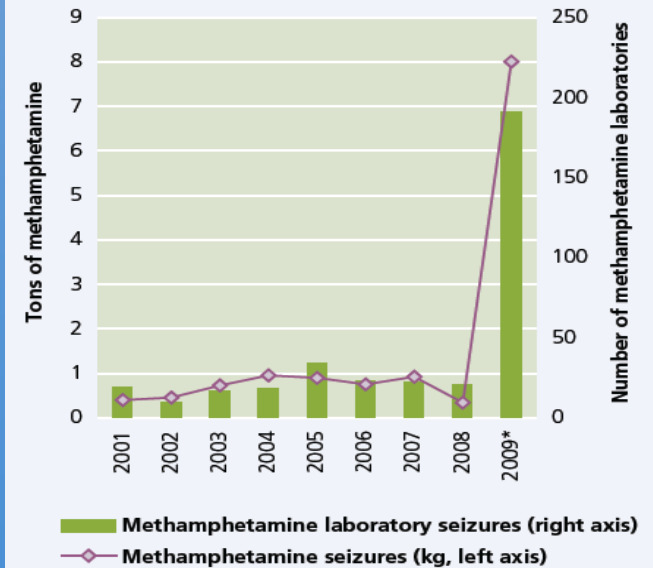
Source: UNODC DELTA

Canada: seized ATS laboratories, 2005-2009



Source: UNODC ARQ/ DELTA

Mexico: seizures of methamphetamine laboratories and methamphetamine, 2001-2009



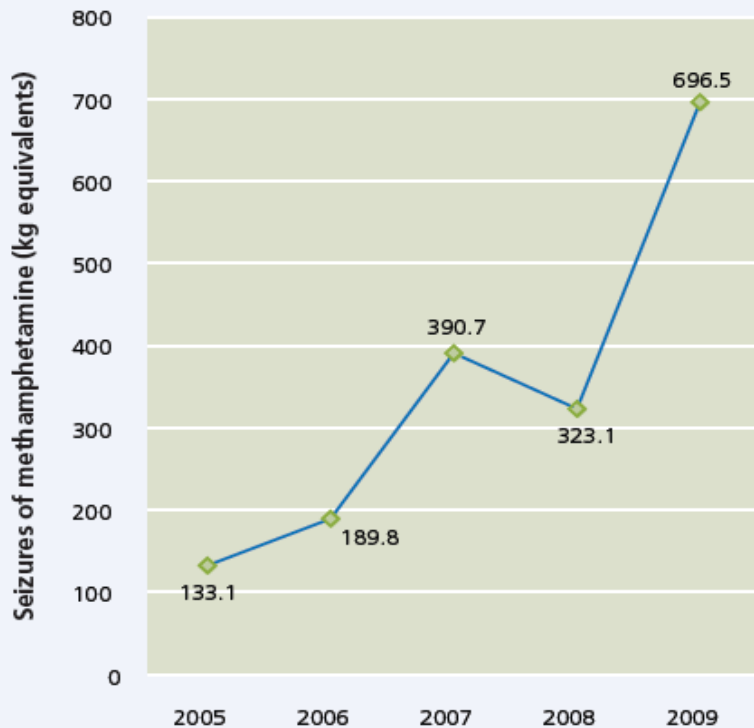
* Cuarto Informe de Ejecución, 2011
Source: UNODC DELTA

WEST AFRICA: FIRST METHAMPHETAMINE LABORATORY IN NIGERIA



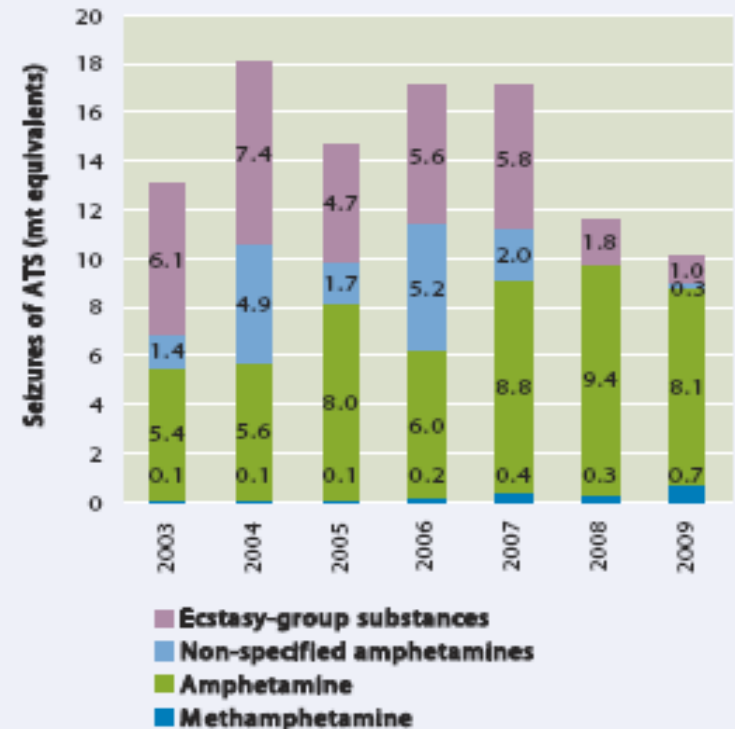
EUROPE: METHAMPHETAMINE SEIZURES ON THE RISE IN EUROPE

Europe: seizures of methamphetamine 2005-2009



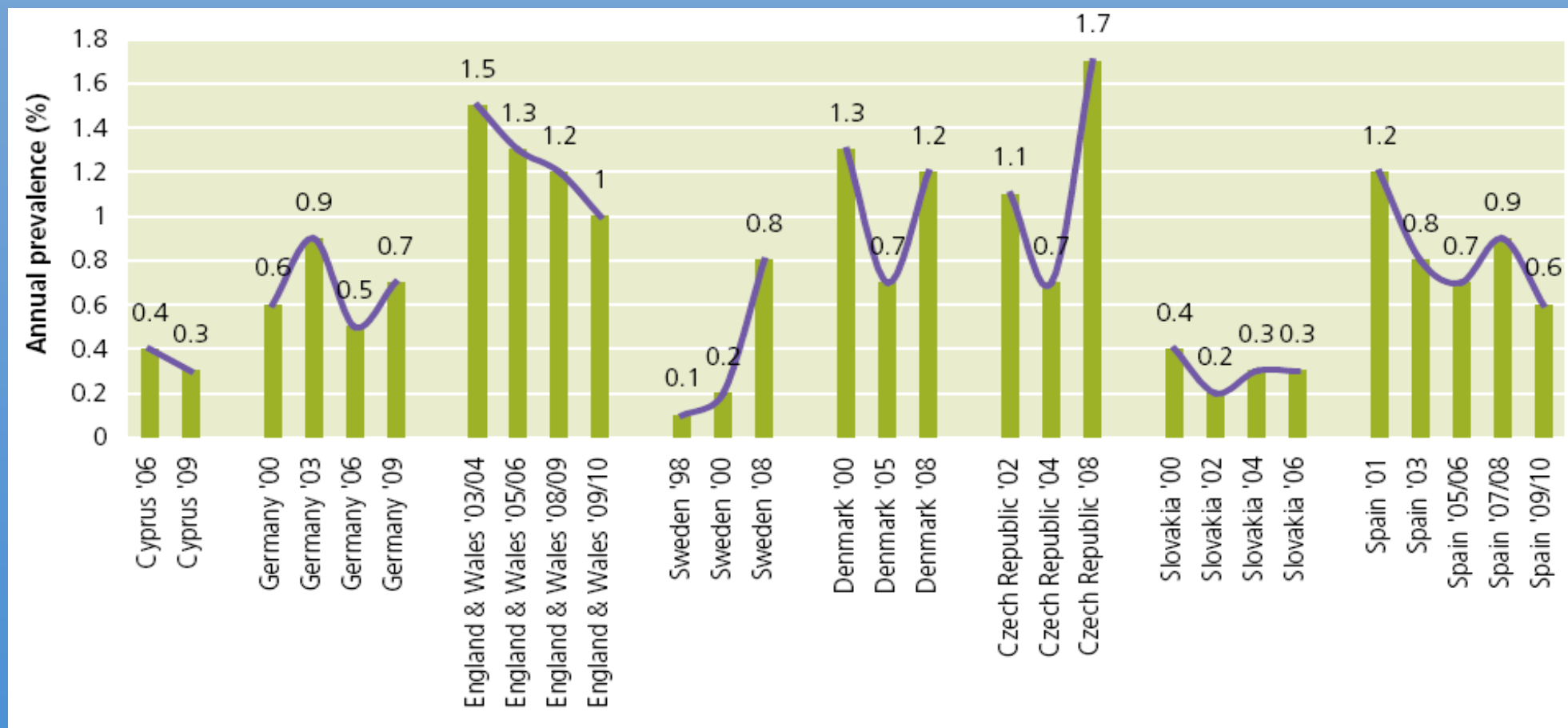
Source: UNODC ARQ/DELTA

Europe: total ATS seizures, 2003-2009



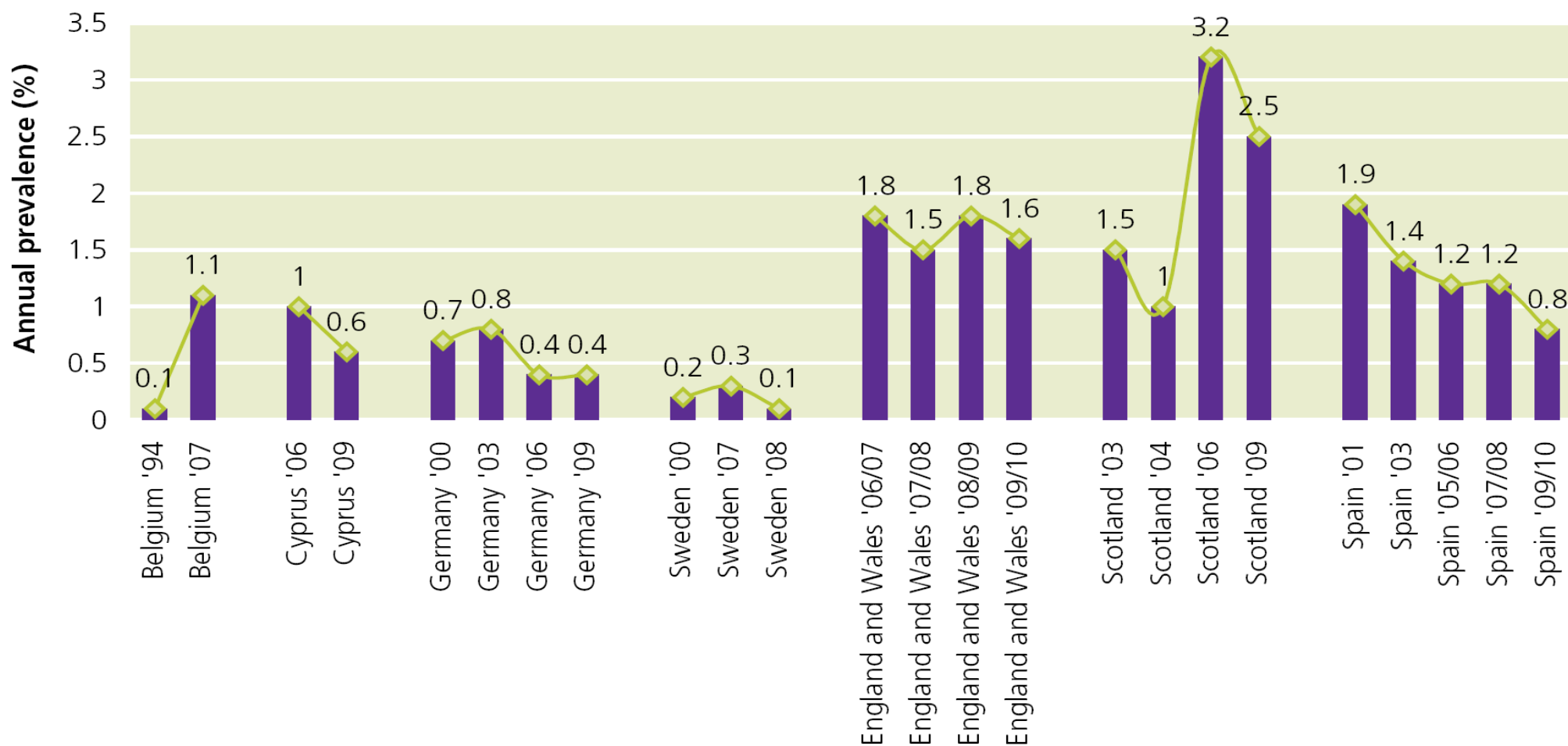
Source: UNODC ARQ/DELTA

EUROPE: Trends in amphetamines use



Source: UNODC, 2011 World Drug Report, June 2011.

Europe: trends in ecstasy use in selected countries



Unregulated substances

Unregulated substances sold on ATS markets

- Piperazines
- Ketamine
- Synthetic cathinones ('bath salts')

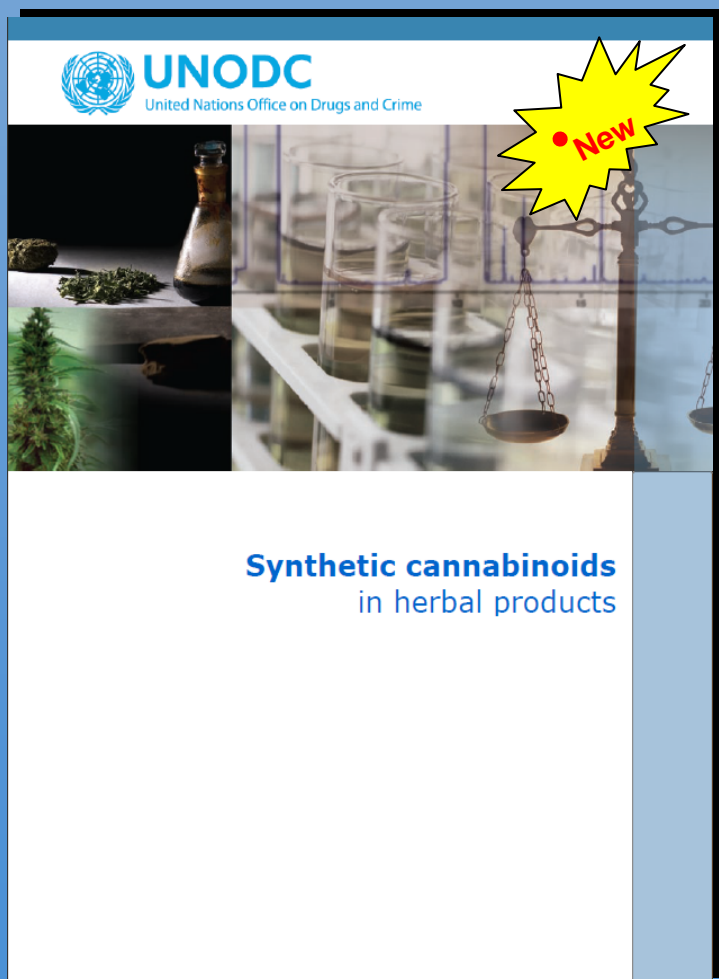


Unregulated substances sold on ATS markets

- Synthetic cannabinoids
- Plants with psychoactive properties
 - Kratom (*Mitragyna speciosa*)
 - *Salvia divinorum*



Synthetic cannabinoids




- Comprehensive overview of the synthetic cannabinoids
- reflects the situation as of January 2011
- Information on pharmacological activity, potential toxicity and recommendations regarding the legal handling of this new phenomenon

Ways to address the challenge

- **Monitoring is essential and important (Early Warning System, Structured Internet monitoring- forums, Updates, Alerts)**
- **Monitoring systems exist in most developed countries only, less so in developing and emerging countries**
- **Laboratory analysis and sharing of information through networks**
 - **Composition, profiling, health effects**
 - **Challenges: large number of new substances, lack of reference material, lack of capacity**
- **Regulation**
 - **Various options available (individual, generic, analogue, substitute drugs, effects on central nervous system)**

**THANK YOU
FOR YOUR ATTENTION**



Beate Hammond,
UNODC Global SMART Programme
beate.hammond@unodc.org

More sources for ATS information

www.unodc.org

www.apaic.org